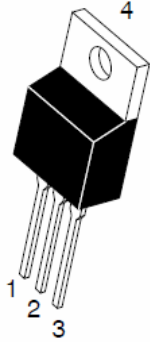



Trench MOS Barrier Schottky Rectifier

TO-220AB
TSR & 7



ITO-220AB
TSR & 7)



Features

- Advanced trench technology
- Low forward voltage drop
- Low power losses
- High efficiency operation
- Lead Free Finish, RoHS Compliant

Applications

- DC/DC Converters
- AC/DC Adaptors
- Switching Power Supplies
- Freewheeling Diodes

Maximum ratings and electrical characteristics (T_J = 25°C unless otherwise noted)

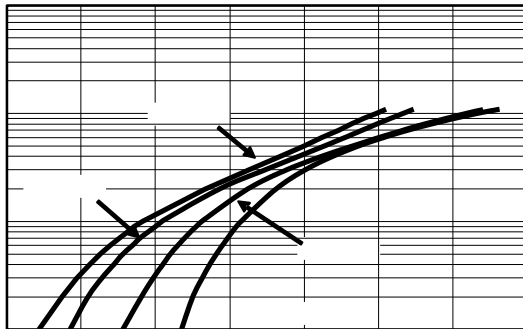
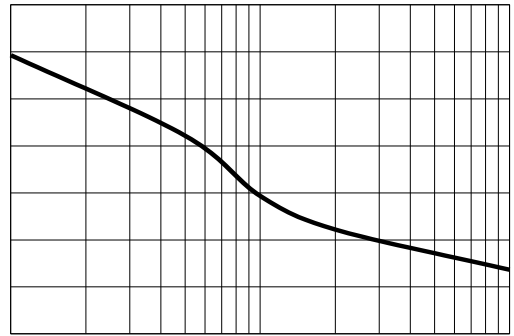
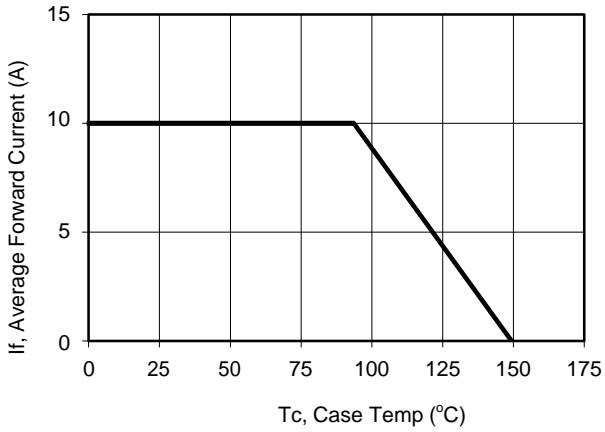
| Parameter | | Symbol | Limit | | Unit |
|---|------------|----------|-------------|------|------|
| Maximum repetitive peak reverse voltage | | VRRM | 100 | | V |
| Maximum average forward rectified current | per device | IF(AV) | 10 | | A |
| Peak forward surge current 8.3 ms single half sine- wave superimposed on rated load per diode | | IFSM | 10 | | A |
| Operating junction and storage temperature range | | TJ, TSTG | -55 to +150 | | |
| Typical thermal resistance per leg | TO-220AB | RθJC | 2 | | °C/W |
| | ITO-220AB | | 4 | | °C/W |
| Instantaneous forward voltage per diode | | | TYP. | MAX. | V |
| | IF=3A | TJ=25°C | 0.45 | | |
| | IF=3A | TJ=125°C | 0.39 | | |
| | IF=10A | TJ=25°C | | | |
| Instantaneous reverse current per diode at rated reverse voltage | | | | 50 | µA |
| | | | 5 | - | mA |

Notes:

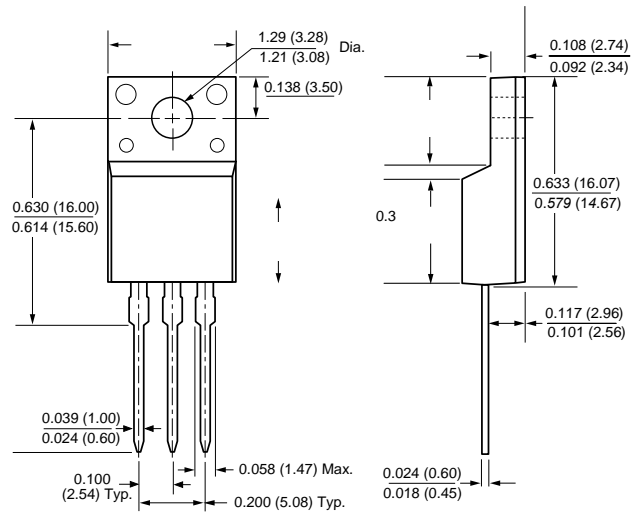
(1) Pulse test: 300 µs pulse width, 1 % duty cycle

(2) Pulse test: Pulse width ≦ 40 ms

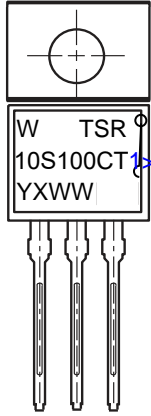
RATINGS AND CHARACTERISTICS CURVES (TA = 25 °C unless otherwise noted)



PACKAGE OUTLINE DIMENSIONS



Marking Information



W : Company's trademark
 Product model : TSR10S100CT or TSR10S100CTF

PDC information

Y X WW


WW:Week code(01 to 53)

X:Internal identification code

Y:Year code(ex:0=2020)

Packaging Information

1.Tube Dimensions



2. Inside Box

3. Outside Box

Packaging Information

| NO | UNIT | Tube Dimensions | | | Inside Box | | | Outside Box | | |
|------|---|-----------------|---|----|---|----|-----|----------------------------------|-----|-----|
| | | A | B | C | L1 | W1 | H1 | L2 | W2 | H2 |
| Size | mm | 530 | 7 | 33 | 570 | 46 | 150 | 590 | 260 | 180 |
| QTY | PCS | 50PCS/Tube | | | Smallest package,1000PCS, 20 tube in total | | | 5,000PCS/carton,5 boxes in total | | |
| Note | Tolerance 20mm,±3mm; 21-100mm,±5mm; 101-500mm,±10mm | | | | | | | | | |