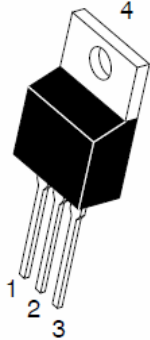
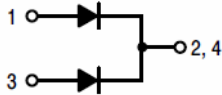


7UHQFK 026 %DUULHU 6FKRWWN\ 5H

TO-220AB
 TSR20V100CT



ITO-220AB
 TSR20V100CTF



Features

- ‡ \$GYDQWUHQFK WHFKQRORJ\
- ‡ /RZRZUZYRQWDJH GURS
- ‡ /RZRZUZYRQVHV
- ‡ +LJKILFLHQF\ RSHUDWLRO
- ‡ /HDGH)HLQLVK &R#6OLDQW

Applications

- ‡ '&' & RQYHUWHUV
- ‡ \$&' & \$GDSWRUV
- ‡ 6ZLWFKRZHXSSOLHV
- ‡)UHHZKH'HLRQJ

Maximum ratings and electrical characteristics (T_J = 25°C unless otherwise noted)

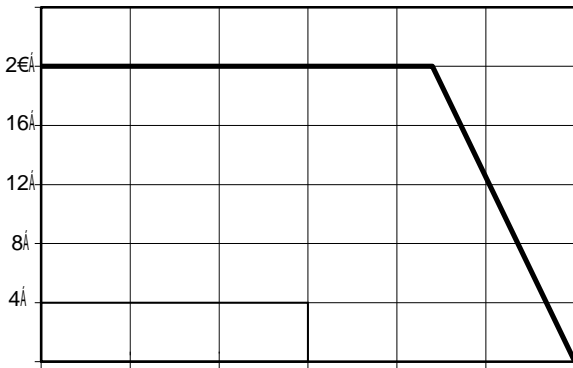
3DUDPHWHU		6\PERO	/LPLW	8QLW	
0D[LPXPHSHVSHUNYHYURQHW DJH		9550		9	
0D[LPXPHYUDRQJZDUG UFXEWHIHWG	GHYLFH SHGLRGH	,) \$9		\$	
3HDN IRVZDUEBUUHQW VLQDQH ZDYH VXSHULPSRVHGRFSGUDRCHG		,)60		\$	
2SHUDMXQDQCRQWRUDJH WHPSHUDW	XUH 0DQJH	WR		f&	
7\SLFVCHUPDO USHVULVQHDQFH	72 \$% ,72 \$%	5\$-&		f& : f& :	
,QVWDQWDQHRROWRUJZDUG SHGLRGH		9)	7<3	0\$;	
	,) \$		7- f&		9
	,) \$		7- f&		
	,) \$		7- f&		
,QVWDQWDQHRXUUSHQWRCWH UDWHYHYURQHW DJH		,5		X\$ P\$	
			7- f&		

1RWHV

3XOVH WHVVSXOVH ZLGWK GXW\F\FOH

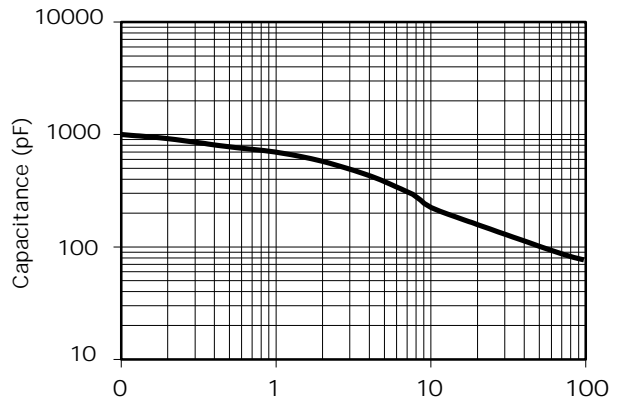
3XOVH WHVW 3XOPH ZLGWK 0

RATINGS AND CHARACTERISTICS CURVES (TA = 25 °C unless otherwise noted)



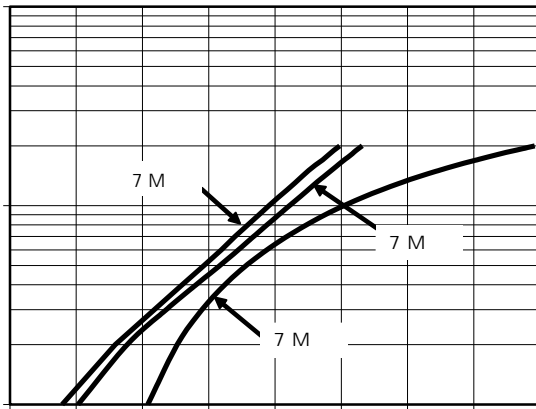
7 F & DVH^R & 7 HPS

Current Derating, Case



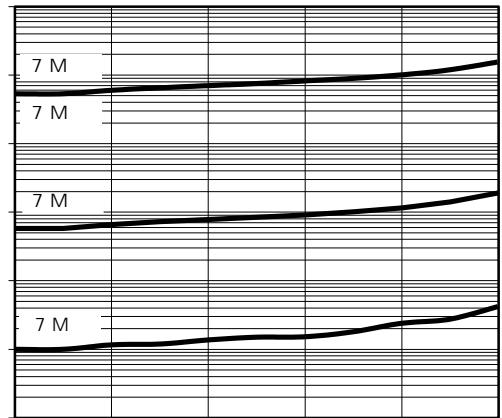
Reverse Voltage (V)

Typical Junction Capacitance



9 I , Q V W D Q W D (H R F O X W D) J I R U Z P Q J G

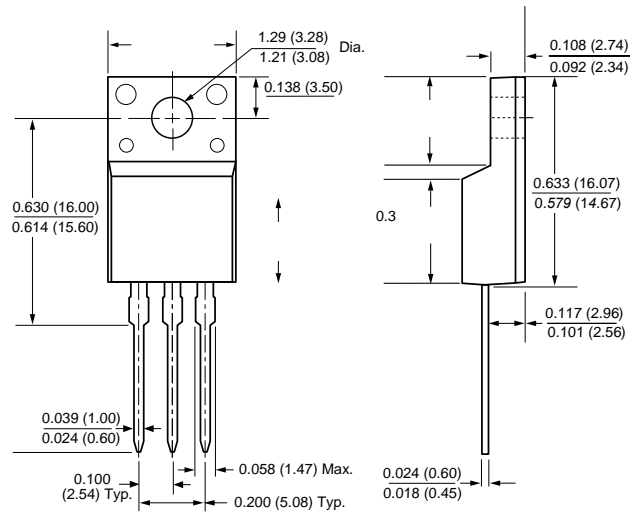
Typical Forward Voltage



9 5 5 H Y H U V H 9 R O W D J H 9 R O W V

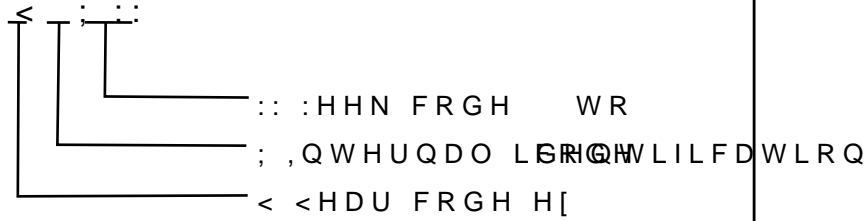
Typical Reverse Current

PACKAGE OUTLINE DIMENSIONS



Marking Information

- ①
- ② 3 URGXFW 7620V or TSR20V100CTF
- ③ 3' & LQIRUPDWLRQ



Packaging Information

7XEH 'LPHQVLRQV

,QVLGH %R[

2XWVLGH %R[

Packaging Information

12	81, ;	7XEH 'LPHQVLR	,QVLGH %R[2XWVLGH %R[
		\$	%	%
6L]H	PP			